

LED FLEX STRIP

FSB-5M-600-12V-X

LED WORLD INC.
1800-387-4081
www.ledworldlighting.com

FEATURES

- View Angle: 120°.
- Package: Reel, 5 meters (16.4ft) / REEL (600/LEDS)
- Protective GEL Epoxy Cover
- Available in 12 volts.
- For use with Class Two power supply output.
- No RF interference
- Little or no heat, low power consumption
- Can be cut to size at marked intervals and rejoined (Qualified personnel).
- Continuous length
- Flexible LED light strips
- Solid-state, high vibration resistant
- Available in Red, Green, Blue, Yellow, Warm White (3200k*) and Pure white (5500k*).
- Protective clear Epoxy Gel Cover with 3M double sided 3M tape on back.



SPECIFICATIONS

ITEM	FSB-5M-600-12V-W (or XX)
Max voltage:	12 VDC (UL/CSA Class Two Type Power)
Current:	400mA/ 0.5 M (19.7")
Watt/Reel:	48 (16.4FT)
Watts/Foot	2.92 W
Dimensions:	5000(L) × 10(W) × 2.5(H) mm.
Light source:	120pcs/ Meter (39.4") 3528 LED
LEDs Type:	3528 SMD
LED Angle:	120°
Lamp life:	>30,000 hours estimated average
IP Rating:	IP44 type B (uncut)
Brightness:	260 ~ 316LM* (0.5m) / @ 3200k - 5000k
Max Length	5 Meters (16.4ft)
Operating temperature:	C -20~+45 (-4~118F)
Relative humidity:	< 65%

Notes: 1. All Dimension units are millimeters.
2. All dimension tolerance is ±2mm unless otherwise noted

Model


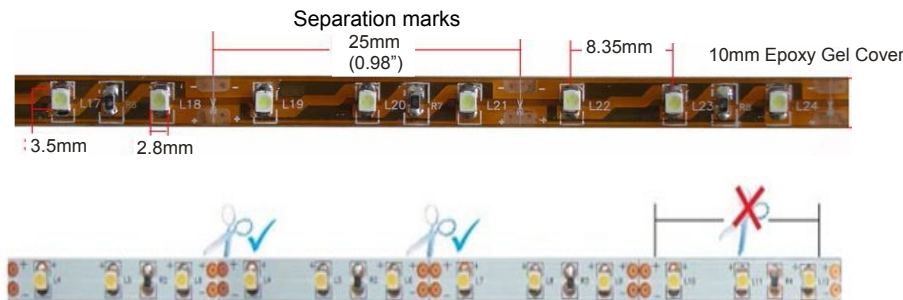
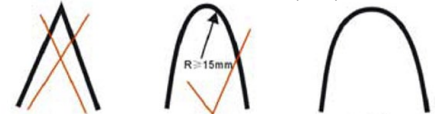
FSX-5M-600-12V-W

Color: X=
W=Color, Pure White, WW Warm White
R= Red, G= Green, B= Blue, Y= Yellow
Voltage
LED Amount
Roll size in meters
Flex Strip IP type (A, B, C)
A = IP22, B=IP44 C = IP54

Protective clear epoxy cover with double sided 3M Tape on back



Maximum Bend Radius 15mm (1/2")



WARNING: ONLY QUALIFIED PERSONNEL SHOULD PERFORM INSTALLATION

TO AVOID ELECTRICAL SHOCK OR COMPONENT DAMAGE, DISCONNECT POWER BEFORE ATTEMPTING INSTALLATION OF THE POWER SUPPLIES.

Failure to install the power supplies and/or LED modules in accordance with the National Electric Code (NEC), all applicable Federal, provincial, State and local electric codes as well as the specific Underwriters Laboratories or CSA (UL/CSA) safety standards for the installation, location and application may cause serious personal injury, death, property damage and/or product malfunction. These instructions are guidelines for installation modules and power supplies. Installation requirements may vary depending on the application. Licensed electricians should provide all installation services for connection of both primary and secondary (input/output) of the power supplies (class II type power supplies UL 1310).

Noted trademarks are owned by their registered company, LED World Inc. Copyright, All rights reserved. Specifications subject to change without notice. Expect some variations in product due to changes in the manufacturing process. *Actual life of LED will vary with application and install environment. Luminosity of LEDs is provided by the manufacturer at 100 hours of use. Actual luminosity of LEDs will vary with hours of use and environmental conditions.

LED FLEX STRIP

FSX-5M-600-12V-X

LED WORLD INC.
1800-387-4081
www.ledworldlighting.com

Technical Parameter: (TA=25C) 1 Meter (39.37")

Color	Voltage (DC)	Current (mA)	Wattage (w)	Peak Wavelength	View Angle	Luminous Flux (lm)		LED Qty (pcs)	Center Spacing Distance (mm)
						Min	Max		
Pure White	12	<800	9.6	4500-5000k	120	520	632	120	8.35
Warm White	12	<800	9.6	<3500k	120	550	600	120	8.35
Green	12	<800	9.6	525	120	304	368	120	8.35
Blue	12	<800	9.6	470	120	310	370	120	8.35
Yellow	12	<800	9.6	590	120	140	196	120	8.35
Red	12	<800	9.6	626	120	130	160	120	8.35

WARNING: INSTALLATION FOR QUALIFIED PERSONNEL ONLY

Install LED Flex Strip in accordance with the National Electric Code (NEC), all applicable Federal, Provincial, State and local electric codes. Follow all instructions enclosed with product as other important safety instructions may not be mentioned in this document.

Licensed electricians should provide all installation services for connection of both primary and secondary of the power supplies (class II type).

During installation, do not damage the printed circuit. Exposed wires can cause short circuit damaging product and creating a serious hazard. Make sure connection points are seal with non-conductive material electrical material.

Only qualified electrician can perform installation. Correct polarity is imperative (+/- is marked on printed circuit). Parallel connection only.

•Voltage must not exceed 12VDC and must be regulated. The Voltage is printed every 3 LEDS. Check that it is the correct voltage before apply power.

•For professional and commercial use only.

•Power source must be able to provide adequate power for operating load.

•Maximum length is 5 meters in one run. DO NOT EXCEED OR EXTEND!

•Keep out of children's reach. This is not a toy.

•Static electricity can damage LEDS.

•Keep away from flammable material(s) or possibility of in the future. DO NOT install on flammable material.

•Keep away from water or wet areas.

•Carefully check that there is no wire cross-over or possibility in the future in area of installation.

•Inspect installation after one hour and regularly thereafter.

•Keep Flex strip spaced 1" apart with adequate cooling provisions.

•Not for use in mission critical applications such as, aircraft or life saving equipment or Exit signs.

•Connection soldering can be made on selected soldering area 50 cm (19.7") if GEL epoxy is removed from PCB.

•The light and all its components cannot be mechanically pressed.

•Max. Soldering temperature cannot exceed 250 Celsius degree for a max of 4 seconds at marked solder points.

•Caution: LED Flex Strip may be hot to touch when powered.

•Power source must have protection against; short circuit, overload and overheat.

DO NOT POWER ON WHEN ON ROLL. Lighting must be installed in a straight line. DO NOT CURL OR TWIST with power on. Roll out completely straight before applying power. Product may overheat if power is applied when rolled. Do not install in walls or through walls. For stationary use only not subjected to movement.

Recommended Power Supplies:

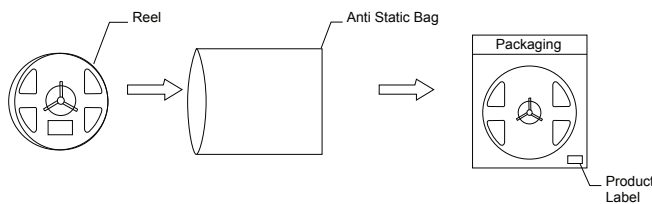
Class Two Type Listed

Packaging: Anti Static Bag

Quantity: roll

Size: 24x21.5 (cm)

Weight: 0.2kg



Type/Color

Project:

Item:

Length: